

NATIONAL OBSERVATORY AVF MANAGEMENT

Coalgan® Coalgan-H®



This first National Observatory has been carried out by Laboratoires Brothier in 53 facilities across France:

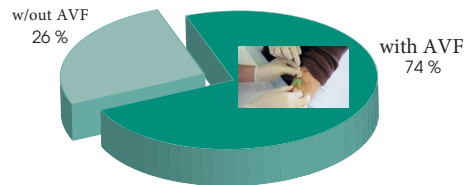
- 38 haemodialysis units (public or private hospitals, clinics)
- 13 dialysis centers
- 2 paediatric nephrology units

This data collection about Arterio Venous Fistula (AVF) management allows us to:

- make an assessment of practices in France
- answer the surveillance request of products available on the market

Profile of haemodialysed patients

3/4 patients have an AVF.

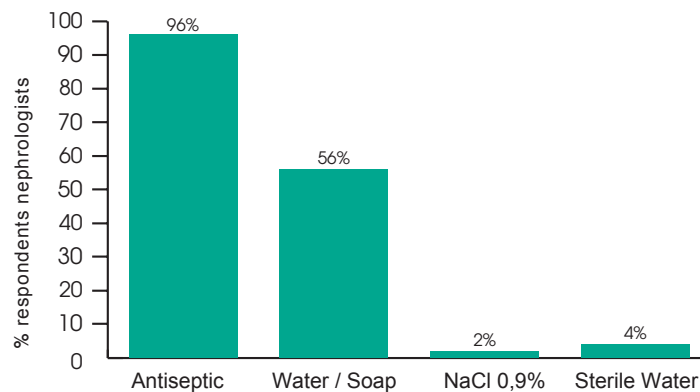


More than 1/4 patients are at high risk of haemorrhage according to 70% nephrologists.

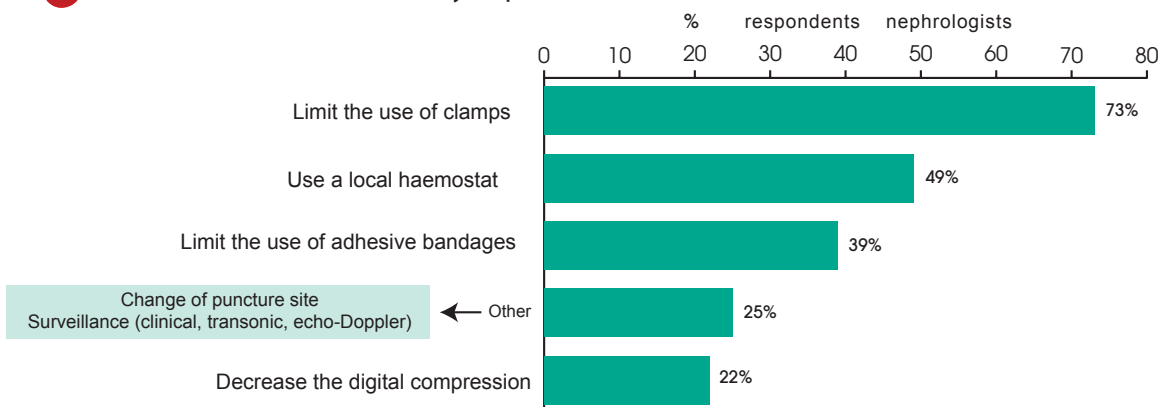
According to the majority of nephrologists, only 1 patient out of 4 is discharged with a prescription of a local haemostat.

Practices during connexion and disconnexion of the AVF

Most used products to clean the skin :

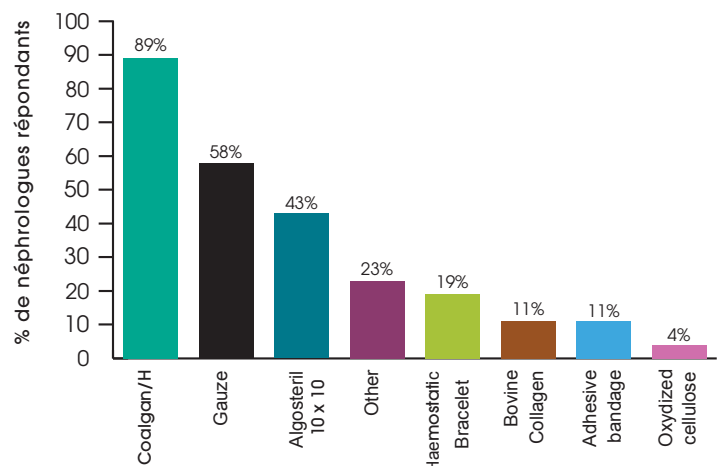


Actions considered mandatory to preserve the AVF :



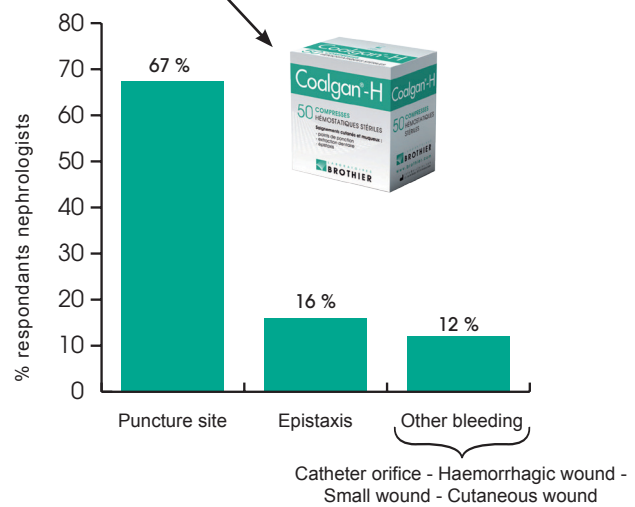
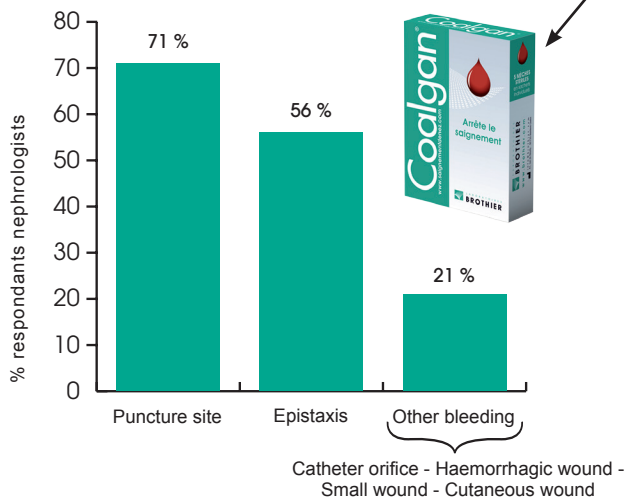
3 most used products to stop the bleeding upon needle removal:

- Coalgan/Coalgan-H
- Gauze
- Algostéril 10x10 cm



Nephrologists and Coalgan / Coalgan-H

Main uses of

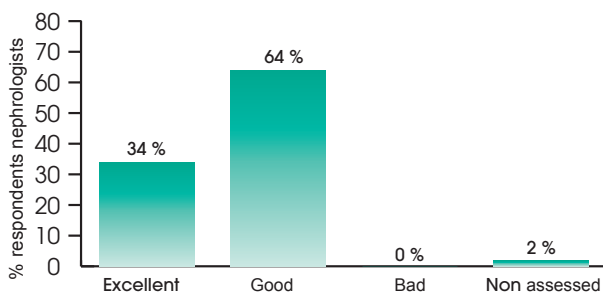


Nephrologist appreciation of Coalgan / Coalgan-H :

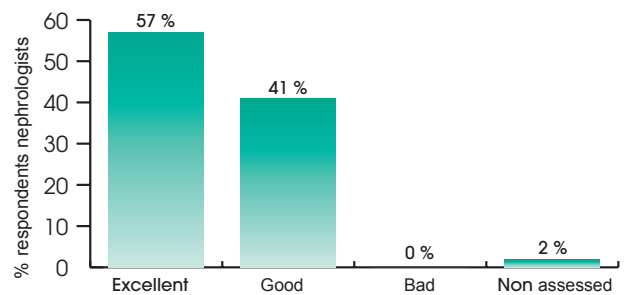
Coalgan / Coalgan-H efficacy has been assessed as good or excellent for the following criteria :

1. Haemostasis / Cutaneous tolerance (98%)
2. Preservation of the blood clot (92%)
3. Healing (84%)

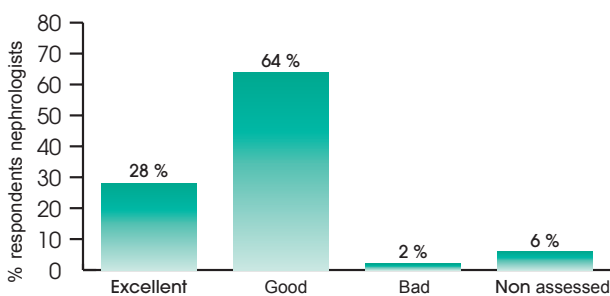
Haemostatic efficacy



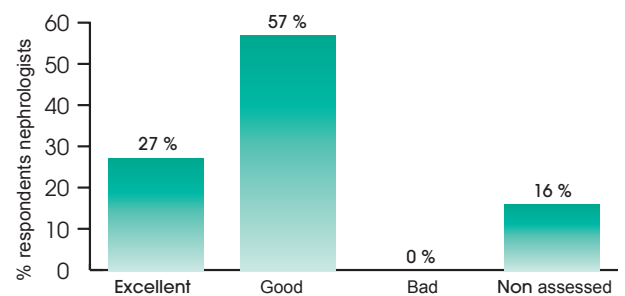
Cutaneous tolerance



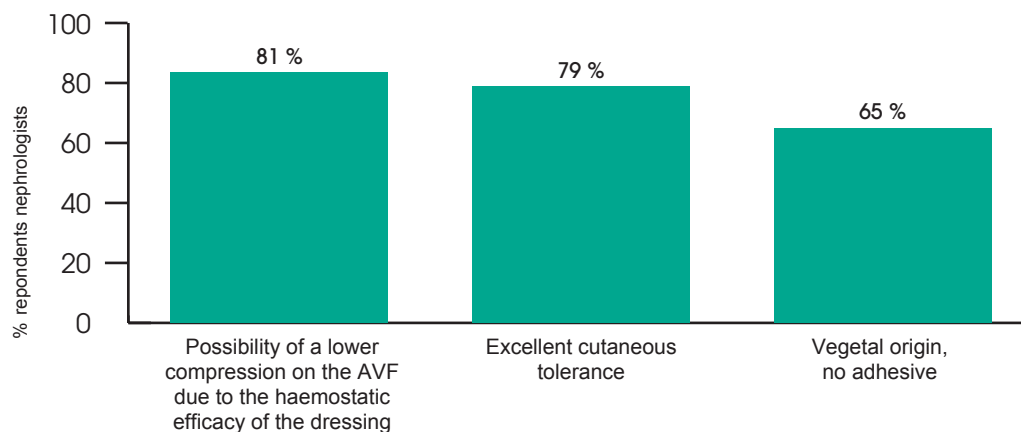
Preservation of the blood clot




Healing efficacy



Benefits of Coalgan / Coalgan-H in the management of bleeding upon needle removal



USE PROTOCOL OF COALGAN® / COALGAN®-H ON PUNCTURE SITES



1 For each puncture site, fold Coalgan-H dressing in half.



2 Apply Coalgan-H and remove the needle.



3 Gently maintain Coalgan-H with the fingers until the bleeding stops. Cover with a secondary dressing if necessary.

For complete information, read the instructions leaflets of Coalgan/ Coalgan-H.